

## 4th Grade Ray School Students Visit Webster Cottage

In collaboration with the historians and volunteers at Hanover Historical Society, World Story Exchange led the entire Ray School 4th Grade on a journey of historical discovery.

Webster Cottage was the study site, and all the artifacts therein provided inspiration for students as they fulfilled visual arts and documentary assignments including drawing, writing and photography. HHS Historians shared a brief history of Webster Cottage and answered many questions the students asked.

World Story Exchange worked with each of the four 4th grade classes three times. This was the second WSE project 4th grade students have participated in, so they are familiar with the cameras, notebooks and drawing tools.

Prior to the start of the project, 4th grade Ray School teachers brought students to visit the State House in Concord, NH as well as the New Hampshire Historical Society.




4th grade Ray School student sketches a selected historical object at Webster Cottage,



Students selected an object at Webster Cottage, then they made observations, sketched the object and noted its details (texture, pattern, scratches, wear and tear, etc).

Lastly, they made many photographs of the object from different angles using World Story Exchange camera kits.



## Worksheet, Webster Cottage Observations (student examples below)

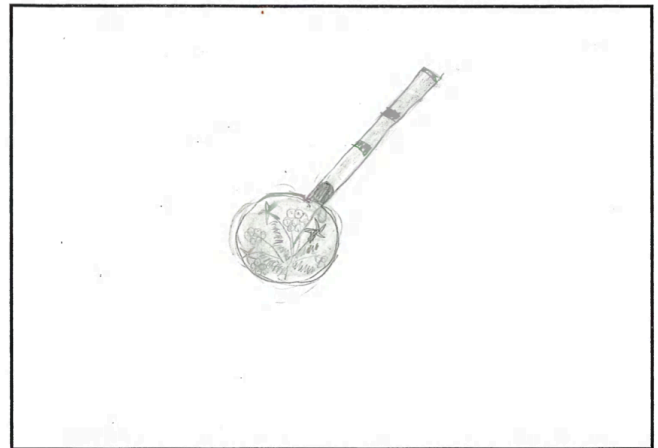
Prompt: Find an object you think is interesting. DRAW your object in box below, and WRITE notes about the details you see (color, shape, texture, pattern, scratches, etc)



What materials were used to make your object? wool and paint

How was your object used, and who used it? it was used as a toy and children used it

Share additional information about your object: the paint was chipped everywhere



What materials were used to make your object? wood, matley rock coverings or something that you hold and top tap

How was your object used, and who used it? Put hot coles in it and put in bed. Boil water and warm up food


Share additional information about your object: What exactly does it do I like cool deizins and now they made them



What materials were used to make your object? Wood was used with metal in the wheel and spindle.

How was your object used, and who used it? People in the 1300 probably uses it to spin wool into yarn.

Share additional information about your object: now it is scratches and old.



What materials were used to make your object? Paper, string and hard card board.

How was your object used, and who used it? it was use to tell history or to read.

Share additional information about your object: Reading is fun!